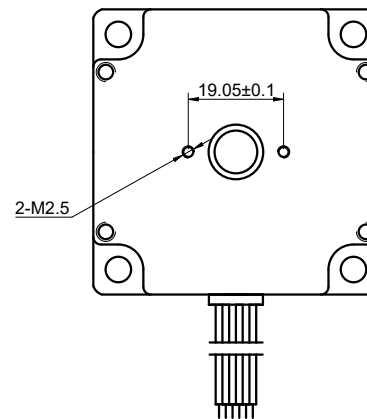
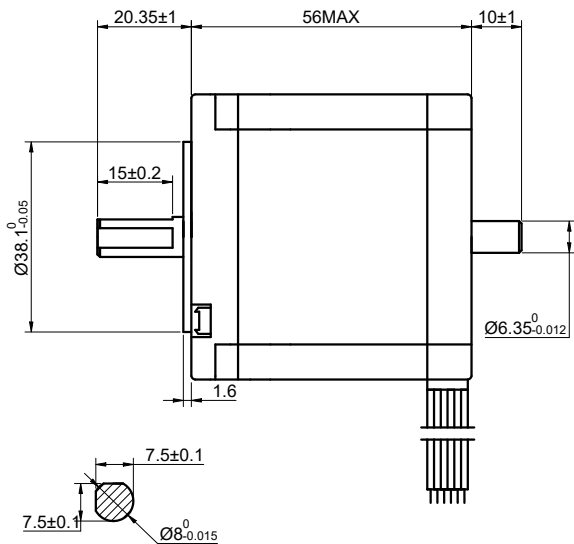
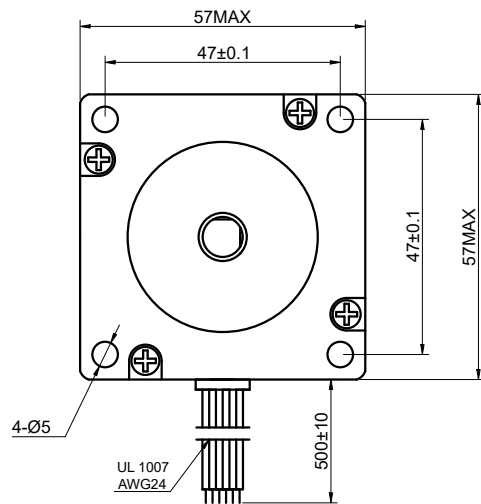


DWG NO. -



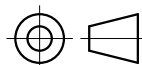
FULL STEP 2 PHASE-Ex., WHEN FACING MOUNTING END (X)

STEP	A+	B+	A-	B-		CCW
1	+	+	-	-	 	
2	-	+	+	-		
3	-	-	+	+		
4	+	-	-	+		

UNIT mm
 GB/T 1804-M EQV.ISO
 2768-1 CLASS M:
 <=6 ±0.1
 >6~30 ±0.2
 >30~120 ±0.3
 >120~400 ±0.5

WINDING			CONNECTION	
			SPECIFICATION	
			UNIPOLAR	BIPOLAR (SERIAL)
PIN NO	BIPOLAR	LEADS	AMPS/PHASE	1.00
1	A+	BLK	RESISTANCE/PHASE(Ohms)@25°C	7.40±10%
2	A-	GRN	INDUCTANCE/PHASE(mH)@1KHz	14.80±10%
3	B+	RED	HOLDING TORQUE(Nm)[lb-in]	10.00±20%
4	B-	BLU	STEP ANGLE(°)	0.90[7.97]
5	O+	YEL	STEP ACCURACY(NON-ACCUM)	1.28[11.33]
6	O-	WHT	ROTOR INERTIA(g-cm²)	1.80
			WEIGHT(Kg)[lb]	±5.00%
			AMBIENT TEMPERATURE	300.00
			INSULATION CLASS	0.70[1.54]
			TEMPERATURE RISE	-10°C~50°C[14°F~122°F]

OSMTEC®
 Stepper Motor Specialists



mm

UNITS

2:3

SCALE

DRN

APVD

SIGNATURE

YSX

LJ

DATE

1.13.2026

1.13.2026

STEPPER MOTOR

23HS22-1006D