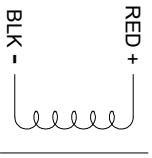


BRAKE CONNECTIONS

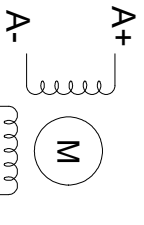
24V 0.7N.m




FULL STEP 2 PHASE-EX. WHEN FACING MOUNTING END (X)

STEP	A+	B+	A-	B-	CCW	CW
1	+	+	-	-	 	UNIT mm GB/T 1804-M EQV. ISO 2768-1 CLASS M: ≤6 >6~30 >30~120 >120~400
2	-	+	+	-		±0.1
3	-	-	+	+		±0.3
4	+	-	-	+		±0.5

WINDING



WINDING		CONNECTION	
A+	BIPOLAR	LEADS	BIPOLAR
A-	A+	BLK	1.70±10%
B+	A-	GRN	3.60±20%
B-	B+	RED	0.72[6.37]
	B-	BLU	1.80
		TEMPERATURE RISE	±5.00%
		INSULATION CLASS	90.00
		AMBIENT TEMPERATURE	0°C~50°C[32°F~122°F]
		TEMPERATURE RISE	B 130°C[266°F]
		TEMPERATURE RISE	MAX.80°C



mm	
UNITS	LDJ
SCALE	1:19.2026
SCALE	ZPJ
SCALE	DATE

STEPPER MOTOR
17HS24-2004D-B070