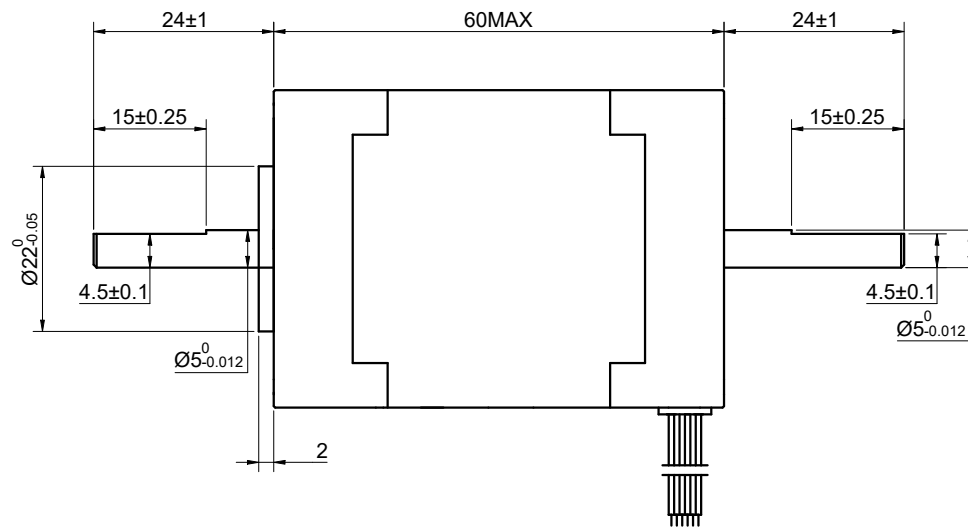
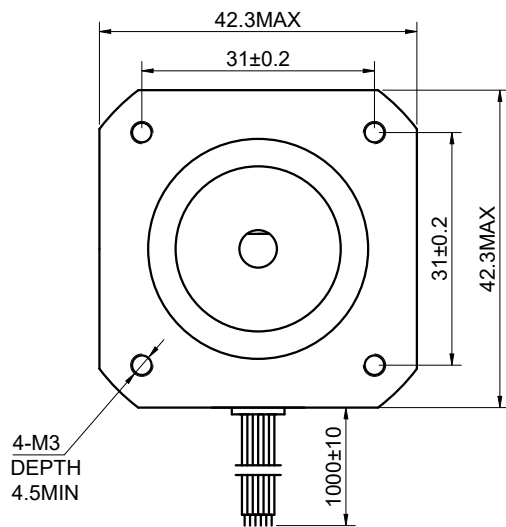


DWG NO. -



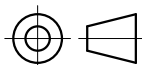
FULL STEP 2 PHASE-Ex., WHEN FACING MOUNTING END (X)

STEP	A+	B+	A-	B-		CCW
1	+	+	-	-		CCW
2	-	+	+	-		
3	-	-	+	+		
4	+	-	-	+		

UNIT mm
 GB/T 1804-M EQV.ISO
 2768-1 CLASS M:
 <=6 ±0.1
 >6~30 ±0.2
 >30~120 ±0.3
 >120~400 ±0.5

WINDING			CONNECTION	
			SPECIFICATION	BIPOLAR
PIN NO	BIPOLAR	LEADS	AMPS/PHASE	1.20
1	A+	BLK	RESISTANCE/PHASE(Ohms)@25°C	6.00±10%
2	A-	GRN	INDUCTANCE/PHASE(mH)@1KHz	7.00±20%
3	B+	RED	HOLDING TORQUE(Nm)[lb-in]	0.65[5.75]
4	B-	BLU	STEP ANGLE(°)	1.80
5	O+	YEL	STEP ACCURACY(NON-ACCUM)	±5.00%
6	O-	WHT	ROTOR INERTIA(g-cm ²)	82.00
			WEIGHT(Kg)[lb]	—
			AMBIENT TEMPERATURE	-10°C~50°C[14°F~122°F]
			INSULATION CLASS	B 130°C[266°F]
			TEMPERATURE RISE	MAX.80°C

OSMTEC®
 Stepper Motor Specialists



mm

UNITS

1:1

SCALE

DRN

APVD

SIGNATURE

YSX

LJ

DATE

1.13.2026

1.13.2026

STEPPER MOTOR

17HS24-1206D