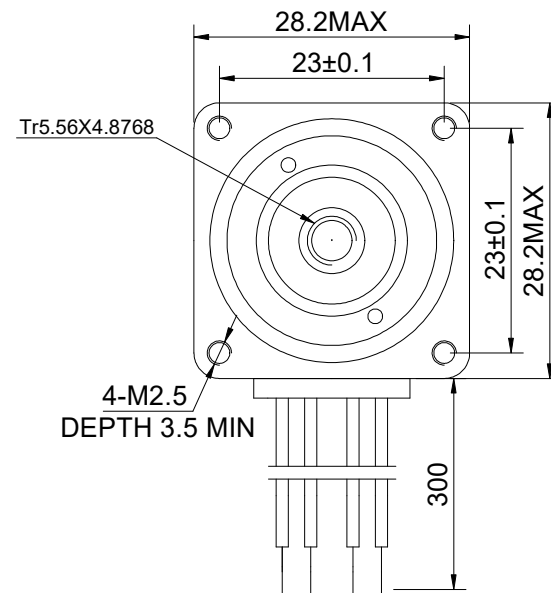
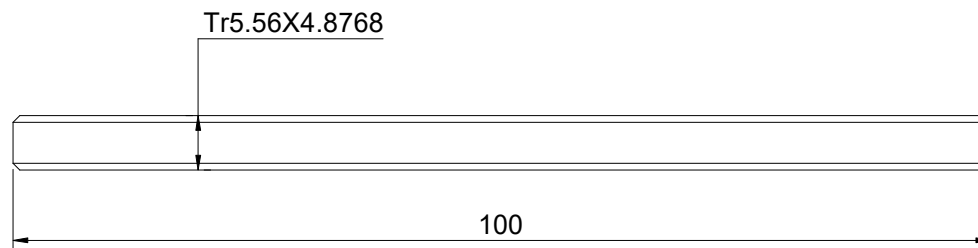
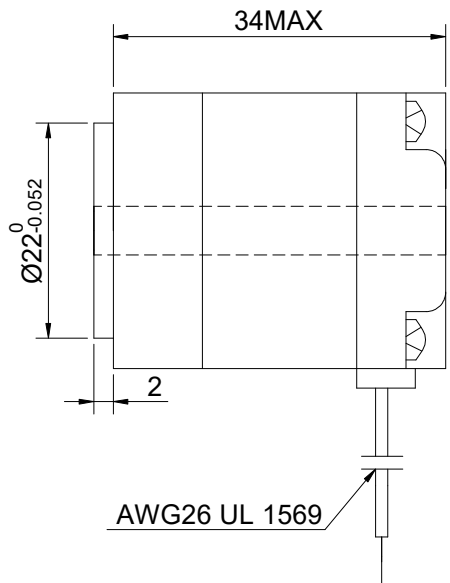


DWG NO. -

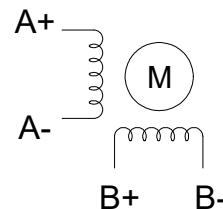


FULL STEP 2 PHASE-Ex.,WHEN FACING MOUNTING END (X)

STEP	A+	B+	A-	B-		CCW
1	+	+	-	-	↓ CW ↑	↑ CCW ↓
2	-	+	+	-		
3	-	-	+	+		
4	+	-	-	+		

UNIT mm
GB/T 1804-M EQV.ISO
2768-1 CLASS M:
<=6 ±0.1
>6~30 ±0.2
>30~120 ±0.3
>120~400 ±0.5

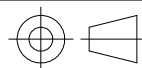
WINDING



SPECIFICATION CONNECTION

			BIPOLAR
AMPS/PHASE			0.75
RESISTANCE/PHASE(Ohms)@25°C			3.20±10%
INDUCTANCE/PHASE(mH)@1KHz			2.00±20%
HOLDING TORQUE(Nm)[lb-in]			0.06[0.53]
STEP ANGLE(°)			1.80
STEP ACCURACY(NON-ACCUM)			±5.00%
PIN NO	BIPOLAR	LEADS	LEAD(mm)
1	A+	RED	LINEAR TRAVEL/STEP(mm)
2	A-	BRN	AMBIENT TEMPERATURE
3	B+	YEL	INSULATION CLASS
4	B-	ORG	TEMPERATURE RISE
			4.8768
			0.024384
			-10°C~50°C[14°F~122°F]
			B 130°C[266°F]
			MAX.80°C

OSMTEC[®]
Stepper Motor Specialists



mm			
UNITS	DRN	LDJ	1.15.2026
3:2	APVD	ZPJ	1.20.2026
SCALE	SIGNATURE		DATE

LINEAR STEPPER MOTOR

11N13S0754QE2-100RS