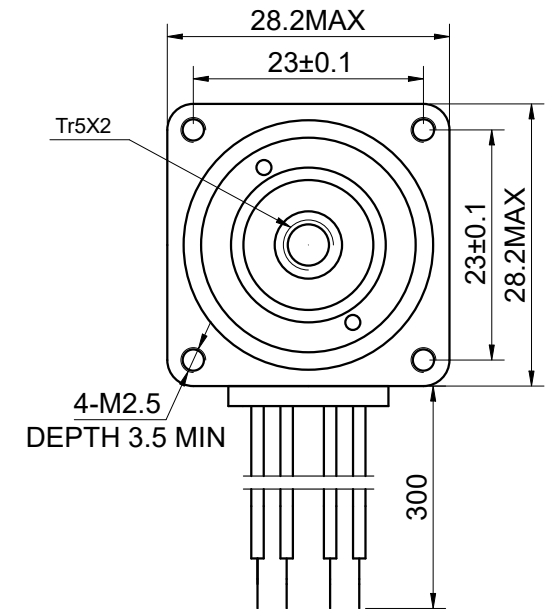
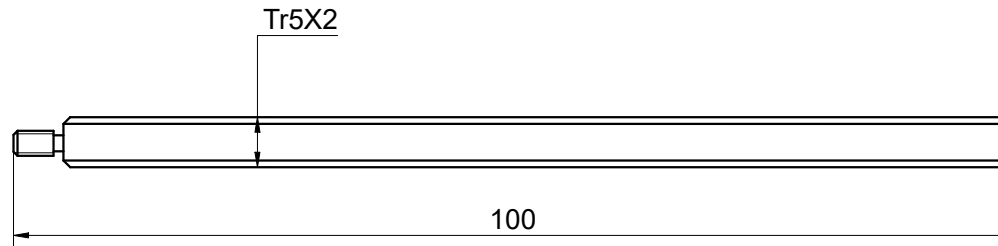
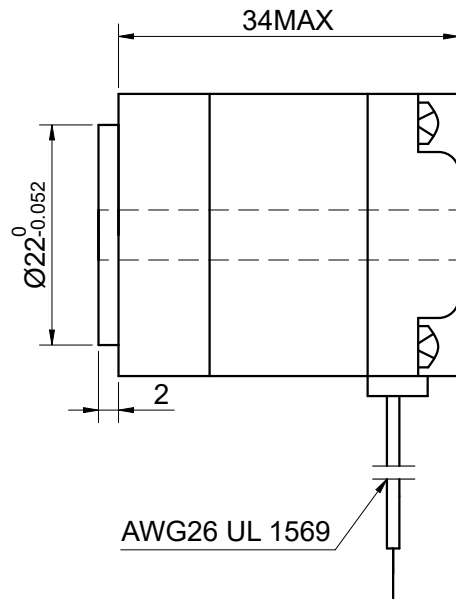


DWG NO. -



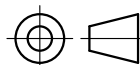
FULL STEP 2 PHASE-Ex., WHEN FACING MOUNTING END (X)

STEP	A+	B+	A-	B-		CCW
1	+	+	-	-		
2	-	+	+	-		
3	-	-	+	+		
4	+	-	-	+		

UNIT mm
 GB/T 1804-M EQV.ISO
 2768-1 CLASS M:
 <=6 ±0.1
 >6~30 ±0.2
 >30~120 ±0.3
 >120~400 ±0.5

WINDING			CONNECTION	BIPOLAR
			SPECIFICATION	
			AMPS/PHASE	0.75
			RESISTANCE/PHASE(Ohms)@25°C	3.20±10%
			INDUCTANCE/PHASE(mH)@1KHz	2.00±20%
			HOLDING TORQUE(Nm)[lb-in]	0.06[0.53]
			STEP ANGLE(°)	1.80
			STEP ACCURACY(NON-ACCUM)	±5.00%
PIN NO	BIPOLAR	LEADS	LEAD(mm)	2
1	A+	RED	LINEAR TRAVEL/STEP(mm)	0.01
2	A-	BRN	AMBIENT TEMPERATURE	-10°C~50°C[14°F~122°F]
3	B+	YEL	INSULATION CLASS	B 130°C[266°F]
4	B-	ORG	TEMPERATURE RISE	MAX.80°C

OSMTEC®
 Stepper Motor Specialists



mm

UNITS

3:2

SCALE

DRN

APVD

SIGNATURE

MYX

LDJ

SIGNATURE

1.9.2026

1.9.2026

DATE

LINEAR STEPPER MOTOR

11N13S0754AA4-100RS